

Autodromo Int. do Algarve
TCR Europe
Qualifying - 2
Provisional Results



KUMHO TIRE
All-ways. Go with you

Autodromo do Algarve 4.653 m.

Clas	Nº	Driver	Nat	Cat	Clas	Team	Nat	Vehicle	Laps	Best	Time	Gap	Interval	Km/h
1	105	MICHELISZ	HUN			BRC Hyundai N Squadra Corse	ITA	Hyundai Elantra N	5	2	1:51.297			150.5
2	196	AZCONA	ESP			BRC Hyundai N Squadra Corse	ITA	Hyundai Elantra N	5	2	1:51.332	0.035	0.035	150.4
3	179	HUFF	GBR			Audi Sport Team Comtoyoyu	BEL	Audi RS 3 LMS II	5	2	1:51.342	0.045	0.010	150.4
4	122	VERVISCH	BEL			Audi Sport Team Comtoyoyu	BEL	Audi RS 3 LMS II	4	3	1:51.440	0.143	0.098	150.3
5	129	GIROLAMI	ARG			ALM Motorsport	EST	Honda Civic Type R	5	3	1:51.493	0.196	0.053	150.2
6	155	QING HUA	CHN			Cyan Racing Lynk & Co	SWE	Lynk & Co 03 FL	4	3	1:51.574	0.277	0.081	150.1
7	34	CORONEL	NLD	D	1	Comtoyoyu Racing	BEL	Audi RS 3 LMS II	4	3	1:51.604	0.307	0.030	150.0
8	111	BJÖRK	SWE			Cyan Racing Lynk & Co	SWE	Lynk & Co 03 FL	6	3	1:51.693	0.396	0.089	149.9
9	22	PAUWELS	BEL	R	1	Comtoyoyu Racing	BEL	Audi RS 3 LMS II	4	3	1:51.708	0.411	0.015	149.9
10	112	URRUTIA	URY			Cyan Racing Lynk & Co	SWE	Lynk & Co 03 FL	4	2	1:51.726	0.429	0.018	149.9
11	168	EHLRACHER	FRN			Cyan Racing Lynk & Co	SWE	Lynk & Co 03 FL	4	2	1:51.745	0.448	0.019	149.9
12	27	FILIPPI	FRN			Comtoyoyu Racing	BEL	Audi RS 3 LMS II	5	3	1:51.841	0.544	0.096	149.7

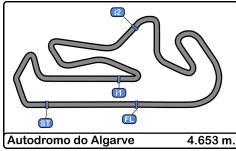
Published at:.....

Track Temp: 21.3 °C Air Temp: 22.7 °C Humidity: 63 % Track Status: DRY

Race Director:

Timekeeper:





Autodromo Int. do Algarve
TCR Europe
Qualifying - 2



KUMHOTIRE
All-ways. Go with you

Provisional Results by Category

Clas	Nº	Driver	Nat	Cat	Clas	Team	Nat	Vehicle	Laps	Best	Time	Gap	Interval	Km/h
1	105	MICHELISZ	HUN			BRC Hyundai N Squadra Corse	ITA	Hyundai Elantra N	5	2	1:51.297			150.5
2	196	AZCONA	ESP			BRC Hyundai N Squadra Corse	ITA	Hyundai Elantra N	5	2	1:51.332	0.035	0.035	150.4
3	179	HUFF	GBR			Audi Sport Team Comtoyoyu	BEL	Audi RS 3 LMS II	5	2	1:51.342	0.045	0.010	150.4
4	122	VERVISCH	BEL			Audi Sport Team Comtoyoyu	BEL	Audi RS 3 LMS II	4	3	1:51.440	0.143	0.098	150.3
5	129	GIROLAMI	ARG			ALM Motorsport	EST	Honda Civic Type R	5	3	1:51.493	0.196	0.053	150.2
6	155	QING HUA	CHN			Cyan Racing Lynk & Co	SWE	Lynk & Co 03 FL	4	3	1:51.574	0.277	0.081	150.1
7	111	BJÖRK	SWE			Cyan Racing Lynk & Co	SWE	Lynk & Co 03 FL	6	3	1:51.693	0.396	0.119	149.9
8	112	URRUTIA	URY			Cyan Racing Lynk & Co	SWE	Lynk & Co 03 FL	4	2	1:51.726	0.429	0.033	149.9
9	168	EHRLACHER	FRA			Cyan Racing Lynk & Co	SWE	Lynk & Co 03 FL	4	2	1:51.745	0.448	0.019	149.9
10	27	FILIPPI	FRA			Comtoyoyu Racing	BEL	Audi RS 3 LMS II	5	3	1:51.841	0.544	0.096	149.7

D

Clas	Nº	Driver	Nat	Cat	Clas	Team	Nat	Vehicle	Laps	Best	Time	Gap	Interval	Km/h
1	34	CORONEL	HUN	D	1	Comtoyoyu Racing	BEL	Audi RS 3 LMS II	4	3	1:51.604			150.0

Rookie

Clas	Nº	Driver	Nat	Cat	Clas	Team	Nat	Vehicle	Laps	Best	Time	Gap	Interval	Km/h
1	22	PAUWELS	BEL	R	1	Comtoyoyu Racing	BEL	Audi RS 3 LMS II	4	3	1:51.708			149.9

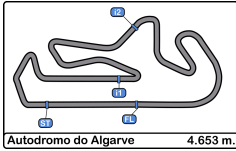
Published at:.....

Track Temp: **21.3 °C** Air Temp: **22.7 °C** Humidity: **63 %** Track Status: **DRY**

Race Director:

Timekeeper:





Autodromo Int. do Algarve
TCR Europe
Qualifying - 2
Lap Analysis



22 Kobe Pauwels Audi RS 3 LMS II **122** Frédéric Vervisch Audi RS 3 LMS II
Rookie Comtoyout Racing Audi Sport Team Comtoyout

Lap	D	Time	Sector 1	Sector 2	Sector 3	T. Spd	Elapsed	Lap	D	Time	Sector 1	Sector 2	Sector 3	T. Spd	Elapsed
1		10:19:29.200	10:18:06.232	39.482	43.486		10:19:29.200	1		10:17:10.931	10:15:52.447	36.964	41.520		10:17:10.931
2		1:51.721	35.126	35.694	40.901	237.8	10:21:20.921	2		1:51.573	35.175	35.550	40.848	237.8	10:19:02.504
3		1:51.708	35.058	35.554	41.096	239.4	10:23:12.629	3		1:51.440	35.063	35.422	40.955	238.4	10:20:53.944
4		2:23.827 P	41.913	42.817	59.097	176.4	10:25:36.456	4		2:02.883 P	35.583	36.367	50.933	239.4	10:22:56.827

27 John Filippi Audi RS 3 LMS II **129** Néstor Girolami Honda Civic Type R FL5
Comtoyout Racing ALM Motorsport

Lap	D	Time	Sector 1	Sector 2	Sector 3	T. Spd	Elapsed	Lap	D	Time	Sector 1	Sector 2	Sector 3	T. Spd	Elapsed
1		10:18:11.870	10:16:51.754	38.041	42.075		10:18:11.870	1		10:17:51.586 P	10:16:20.329	38.995	52.262		10:17:51.586
2		1:52.052	35.413	35.435	41.204	237.8	10:20:03.922	2		4:50.772	3:32.122	37.271	41.379		10:22:42.358
3		1:51.841	35.218	35.677	40.946	239.4	10:21:55.763	3		1:51.493	35.122	35.699	40.672	238.9	10:24:33.851
4		1:58.714	37.131	39.602	41.981	240.0	10:23:54.477	4		1:51.615	35.074	35.504	41.037	238.9	10:26:25.466
5		2:03.738 P	35.514	35.697	52.527	238.4	10:25:58.215	5		2:28.168 P	40.339	43.854	1:03.975	225.4	10:28:53.634

34 Tom Coronel Audi RS 3 LMS II **155** Ma Qing Hua Lynk & Co 03 FL
D Comtoyout Racing Cyan Racing Lynk & Co

Lap	D	Time	Sector 1	Sector 2	Sector 3	T. Spd	Elapsed	Lap	D	Time	Sector 1	Sector 2	Sector 3	T. Spd	Elapsed
1		10:19:30.784	10:18:07.279	39.396	44.109		10:19:30.784	1		10:18:25.892 P	10:16:55.784	39.252	50.856		10:18:25.892
2		1:51.686	35.117	35.474	41.095	240.5	10:21:22.470	2		3:46.475	2:26.469	37.699	42.307		10:22:12.367
3		1:51.604	34.995	35.541	41.068	242.1	10:23:14.074	3		1:51.574	35.266	35.595	40.713	233.2	10:24:03.941
4		2:20.301 P	39.418	43.136	57.747	225.4	10:25:34.375	4		2:03.755 P	35.393	36.308	52.054	232.7	10:26:07.696

105 Norbert Michelisz Hyundai Elantra N **168** Yann Ehrlacher Lynk & Co 03 FL
BRC Hyundai N Squadra Corse Cyan Racing Lynk & Co

Lap	D	Time	Sector 1	Sector 2	Sector 3	T. Spd	Elapsed	Lap	D	Time	Sector 1	Sector 2	Sector 3	T. Spd	Elapsed
1		10:17:16.485	10:15:57.035	38.075	41.375		10:17:16.485	1		10:22:29.183	10:21:06.154	40.367	42.662		10:22:29.183
2		1:51.297	35.069	35.575	40.653	234.2	10:19:07.782	2		1:51.745	35.165	35.613	40.967	235.8	10:24:20.928
3		1:59.617 P	35.620	36.295	47.702	232.7	10:21:07.399	3		1:51.777	35.299	35.649	40.829	233.7	10:26:12.705
4		3:18.188	1:58.751	37.610	41.827		10:24:25.587	4		2:04.612 P	37.091	37.603	49.918	232.2	10:28:17.317
5		2:04.965 P	35.055	37.346	52.564	233.7	10:26:30.552								

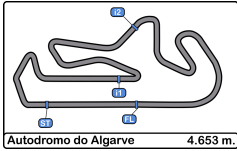
111 Thed Björk Lynk & Co 03 FL **179** Rob Huff Audi RS 3 LMS II
Cyan Racing Lynk & Co Audi Sport Team Comtoyout

Lap	D	Time	Sector 1	Sector 2	Sector 3	T. Spd	Elapsed	Lap	D	Time	Sector 1	Sector 2	Sector 3	T. Spd	Elapsed
1		10:18:41.933	10:17:23.950	36.976	41.007		10:18:41.933	1		10:17:13.700	10:15:55.416	36.926	41.358		10:17:13.700
2		1:51.908	35.338	35.910	40.660	233.2	10:20:33.841	2		1:51.342	35.010	35.538	40.794	240.5	10:19:05.042
3		1:51.693	35.209	35.605	40.879	234.2	10:22:25.534	3		1:51.531	35.169	35.575	40.787	241.6	10:20:56.573
4		1:57.182	35.635	37.327	44.220	235.2	10:24:22.716	4		1:52.006	35.071	35.753	41.182	243.2	10:22:48.579
5		1:52.631	35.371	36.062	41.198	235.8	10:26:15.347	5		2:13.823 P	39.193	39.662	54.968	226.4	10:25:02.402
6		2:10.159 P	36.938	38.632	54.589	234.7	10:28:25.506								

112 Santiago Urrutia Lynk & Co 03 FL **196** Mikel Azcona Hyundai Elantra N
Cyan Racing Lynk & Co BRC Hyundai N Squadra Corse

Lap	D	Time	Sector 1	Sector 2	Sector 3	T. Spd	Elapsed	Lap	D	Time	Sector 1	Sector 2	Sector 3	T. Spd	Elapsed
1		10:22:19.451	10:21:01.264	36.941	41.246		10:22:19.451	1		10:17:20.959	10:15:59.384	38.669	42.906		10:17:20.959
2		1:51.726	35.311	35.722	40.693	235.8	10:24:11.177	2		1:51.332	35.335	35.482	40.515	234.7	10:19:12.291
3		1:51.776	35.285	35.618	40.873	235.2	10:26:02.953	3		2:00.310 P	35.690	36.237	48.383	233.7	10:21:12.601
4		2:04.953 P	35.826	36.988	52.139	235.2	10:28:07.906	4		3:16.304	1:55.642	37.726	42.936		10:24:28.905
								5		2:14.882 P	37.431	41.816	55.635	233.7	10:26:43.787



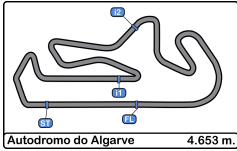


Autodromo Int. do Algarve
TCR Europe
Qualifying - 2
Best Sectors Results



Sector - 1			Sector - 2			Sector - 3			Ideal Lap vs Best Lap						
Clas	Nº	Driver	Time	Nº	Driver	Time	Nº	Driver	Time	Clas	Nº	Driver	Ideal Lap	Best Lap	Clas
1	34	Tom Coronel	34.995	122	Frédéric Vervisch	35.422	196	Mikel Azcona	40.515	1	129	GIROLAMI	1:51.250	1:51.493	5
2	17	Rob Huff	35.010	27	John Filippi	35.435	105	Norbert Michelisz	40.653	2	105	MICHELISZ	1:51.283	1:51.297	1
3	10	Norbert Michelisz	35.055	34	Tom Coronel	35.474	111	Theo Björk	40.660	3	196	AZCONA	1:51.332	1:51.332	2
4	22	Kobe Pauwels	35.058	196	Mikel Azcona	35.482	129	Néstor Girolami	40.672	4	122	VERVISCH	1:51.333	1:51.440	4
5	12	Frédéric Vervisch	35.063	129	Néstor Girolami	35.504	112	Santiago Urrutia	40.693	5	179	HUFF	1:51.335	1:51.342	3
6	12	Néstor Girolami	35.074	179	Rob Huff	35.538	155	Ma Qing Hua	40.713	6	111	BJÖRK	1:51.474	1:51.693	8
7	16	Yann Ehrlacher	35.165	22	Kobe Pauwels	35.554	179	Rob Huff	40.787	7	22	PAUWELS	1:51.513	1:51.708	9
8	11	Theo Björk	35.209	105	Norbert Michelisz	35.575	168	Yann Ehrlacher	40.829	8	34	CORONEL	1:51.537	1:51.604	7
9	27	John Filippi	35.218	155	Ma Qing Hua	35.595	122	Frédéric Vervisch	40.848	9	155	QING HUA	1:51.574	1:51.574	6
10	15	Ma Qing Hua	35.266	111	Theo Björk	35.605	22	Kobe Pauwels	40.901	10	112	URRUTIA	1:51.596	1:51.726	10
11	11	Santiago Urrutia	35.285	168	Yann Ehrlacher	35.613	27	John Filippi	40.946	11	27	FILIPPI	1:51.599	1:51.841	12
12	19	Mikel Azcona	35.335	112	Santiago Urrutia	35.618	34	Tom Coronel	41.068	12	168	EHLACHER	1:51.607	1:51.745	11



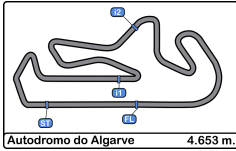


Autodromo Int. do Algarve
TCR Europe
Qualifying - 2
Best 5 Lap Times



Cls	N°	Driver	Nat	Cat	Cls	Team	Nat	Vehicle	Best 1		Best 2		Best 3		Best 4		Best 5	
									Time	Lap	Time	Lap	Time	Lap	Time	Lap	Time	Lap
1	105	MICHELISZ	HUN			BRC Hyundai N Squadra	ITA	Hyundai Elantra N	1:51.297	2	1:59.617	3	2:04.965	5	3:18.188	4		
2	196	AZCONA	ESP			BRC Hyundai N Squadra	ITA	Hyundai Elantra N	1:51.332	2	2:00.310	3	2:14.882	5	3:16.304	4		
3	179	HUFF	GBR			Audi Sport Team	BEL	Audi RS 3 LMS II	1:51.342	2	1:51.531	3	1:52.006	4	2:13.823	5		
4	122	VERVISCH	BEL			Audi Sport Team	BEL	Audi RS 3 LMS II	1:51.440	3	1:51.573	2	2:02.883	4				
5	129	GIROLAMI	ARG			ALM Motorsport	EST	Honda Civic Type R	1:51.493	3	1:51.615	4	2:28.168	5	4:50.772	2		
6	155	QING HUA	CHN			Cyan Racing Lynk & Co	SWE	Lynk & Co 03 FL	1:51.574	3	2:03.755	4	3:46.475	2				
7	34	CORONEL	IND	D	1	Comtoy Racing	BEL	Audi RS 3 LMS II	1:51.604	3	1:51.686	2	2:20.301	4				
8	111	BJÖRK	SWE			Cyan Racing Lynk & Co	SWE	Lynk & Co 03 FL	1:51.693	3	1:51.908	2	1:52.631	5	1:57.182	4	2:10.159	6
9	22	PAUWELS	BEL	R	1	Comtoy Racing	BEL	Audi RS 3 LMS II	1:51.708	3	1:51.721	2	2:23.827	4				
10	112	URRUTIA	URY			Cyan Racing Lynk & Co	SWE	Lynk & Co 03 FL	1:51.726	2	1:51.776	3	2:04.953	4				
11	168	EHLACHER	PAK			Cyan Racing Lynk & Co	SWE	Lynk & Co 03 FL	1:51.745	2	1:51.777	3	2:04.612	4				
12	27	FILIPPI	ITA			Comtoy Racing	BEL	Audi RS 3 LMS II	1:51.841	3	1:52.052	2	1:58.714	4	2:03.738	5		





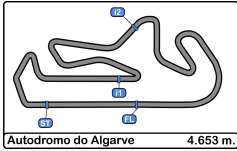
Autodromo Int. do Algarve
TCR Europe
Qualifying - 2
Best 5 Top Speeds



Autodromo do Algarve 4.653 m.

Clas	Nº	Driver	Nat	Cat	Cls	Team	Nat	Vehicle	Top 1		Top 2		Top 3		Top 4		Top 5		Avg
									Km/h	Lap	Km/h	Lap	Km/h	Lap	Km/h	Lap	Km/h	Lap	
1	179	HUFF				Audi Sport Team Comtoyoyou		Audi RS 3 LMS II	243.2	4	241.6	3	240.5	2	226.4	5			237.9
2	34	CORONEL		D	1	Comtoyoyou Racing		Audi RS 3 LMS II	242.1	3	240.5	2	225.4	4					236.0
3	27	FILIPPI				Comtoyoyou Racing		Audi RS 3 LMS II	240.0	4	239.4	3	238.4	5	237.8	2			238.9
4	22	PAUWELS		R	1	Comtoyoyou Racing		Audi RS 3 LMS II	239.4	3	237.8	2	176.4	4					217.9
5	122	VERVISCH				Audi Sport Team Comtoyoyou		Audi RS 3 LMS II	239.4	4	238.4	3	237.8	2					238.5
6	129	GIROLAMI				ALM Motorsport		Honda Civic Type R	238.9	3	238.9	4	225.4	5					234.4
7	111	BJÖRK				Cyan Racing Lynk & Co		Lynk & Co 03 FL	235.8	5	235.2	4	234.7	6	234.2	3	233.2	2	234.6
8	112	URRUTIA				Cyan Racing Lynk & Co		Lynk & Co 03 FL	235.8	2	235.2	3	235.2	4					235.4
9	168	EHLACHER				Cyan Racing Lynk & Co		Lynk & Co 03 FL	235.8	2	233.7	3	232.2	4					233.9
10	196	AZCONA				BRC Hyundai N Squadra Corse		Hyundai Elantra N	234.7	2	233.7	3	233.7	5					234.1
11	105	MICHELISZ				BRC Hyundai N Squadra Corse		Hyundai Elantra N	234.2	2	233.7	5	232.7	3					233.5
12	155	QING HUA				Cyan Racing Lynk & Co		Lynk & Co 03 FL	233.2	3	232.7	4							233.0





Autodromo Int. do Algarve
TCR Europe
Qualifying - 2
Fastest Laps Sequence

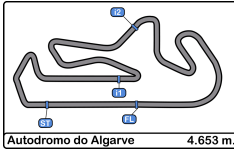


KUMHO TIRE
All-ways. Go with you

Autodromo do Algarve 4.653 m.

Lap	Time of Day	Session Time	N° Driver	Nat	Cat	Team	Nat	Vehicle	Time	Km/h
2	10:19:02.504	4:02.504	122 VERVISCH		BEL	Audi Sport Team Comtoyoyou		Audi RS 3 LMS II	1:51.573	150.1
2	10:19:05.042	4:05.042	179 HUFF		GBR	Audi Sport Team Comtoyoyou		Audi RS 3 LMS II	1:51.342	150.4
2	10:19:07.782	4:07.782	105 MICHELISZ		HUN	BRC Hyundai N Squadra Corse		Hyundai Elantra N	1:51.297	150.5





Autodromo Int. do Algarve

TCR Europe

Qualifying - 2

Event Best Maximum Speed

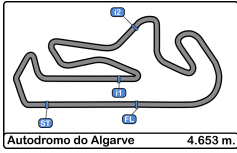


KUMHO TIRE
All-ways. Go with you

Autodromo do Algarve 4.653 m.

Nº	Driver	Nat	Cat	Clas	Team	Nat	Vehicle	Km/h	Session
23	SMITH		R	1	Volcano Motorsport		Audi RS 3 LMS II	250.5	Private test - 1
34	CORONEL		D	1	Comtoyout Racing		Audi RS 3 LMS II	250.5	Private test - 2
39	BROWN		R	2	Volcano Motorsport		Audi RS 3 LMS II	249.4	Private test - 1
27	FILIPPI				Comtoyout Racing		Audi RS 3 LMS II	249.4	Free Practice - 1
179	HUFF				Audi Sport Team Comtoyout		Audi RS 3 LMS II	248.8	Private test - 1
122	VERVISCH				Audi Sport Team Comtoyout		Audi RS 3 LMS II	248.8	Private test - 1
129	GIROLAMI				ALM Motorsport		Honda Civic Type R	248.2	Private test - 2
71	BARGWANNA		R	3	Team Clairet Sport – Burson		Peugeot 308	248.2	Private test - 2
22	PAUWELS		R	4	Comtoyout Racing		Audi RS 3 LMS II	247.7	Private test - 2
12	R.FERNÁNDEZ		D	2	RC2 Racing Team		Audi RS 3 LMS II	247.1	Private test - 2
19	F.FERNÁNDEZ		D	3	RC2 Racing Team		Audi RS 3 LMS II	247.1	Private test - 2
111	BJÖRK				Cyan Racing Lynk & Co		Lynk & Co 03 FL	246.0	Private test - 2
10	ANDERSSON		R	5	MA:GP		Lynk & Co 03	245.4	Private test - 1
41	ORIOLA				RC2 Racing Team		Audi RS 3 LMS II	245.4	Private test - 2
62	BORKOVIĆ		D	4	Target Competition		Hyundai Elantra N	245.4	Private test - 2
11	DAVIDOVSKI		D	5	Comtoyout Racing		Audi RS 3 LMS II	244.8	Private test - 1
168	EHLRACHER				Cyan Racing Lynk & Co		Lynk & Co 03 FL	244.3	Private test - 2
155	QING HUA				Cyan Racing Lynk & Co		Lynk & Co 03 FL	244.3	Private test - 2
8	BALDAN				Aggressive Team Italia		Hyundai Elantra N	244.3	Private test - 2
112	URRUTIA				Cyan Racing Lynk & Co		Lynk & Co 03 FL	244.3	Free Practice - 1
196	AZCONA				BRC Hyundai N Squadra Corse		Hyundai Elantra N	243.2	Private test - 1
48	KARLSSON		D	6	Aggressive Team Italia		Hyundai Elantra N	243.2	Private test - 2
105	MICHELISZ				BRC Hyundai N Squadra Corse		Hyundai Elantra N	243.2	Private test - 2





Autodromo Int. do Algarve
TCR Europe
Qualifying - 2
Pit Stop Analysis



105 Norbert Michelisz Hyundai Elantra N
 BRC Hyundai N Squadra Corse

N°	In Day Time	In Time	Out Time	Pit Time	T. Pit Time	Handicap	Diff.
1	10:21:03.217	10:21:03.217	10:22:25.531	1:22.314	1:22.314		

129 Néstor Girolami Honda Civic Type R FL5
 ALM Motorsport

N°	In Day Time	In Time	Out Time	Pit Time	T. Pit Time	Handicap	Diff.
1	10:17:46.935	10:17:46.935	10:20:47.740	3:00.805	3:00.805		

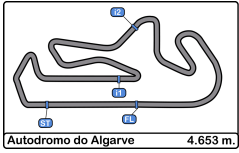
155 Ma Qing Hua Lynk & Co 03 FL
 Cyan Racing Lynk & Co

N°	In Day Time	In Time	Out Time	Pit Time	T. Pit Time	Handicap	Diff.
1	10:18:21.540	10:18:21.540	10:20:16.032	1:54.492	1:54.492		

196 Mikel Azcona Hyundai Elantra N
 BRC Hyundai N Squadra Corse

N°	In Day Time	In Time	Out Time	Pit Time	T. Pit Time	Handicap	Diff.
1	10:21:08.371	10:21:08.371	10:22:32.391	1:24.020	1:24.020		



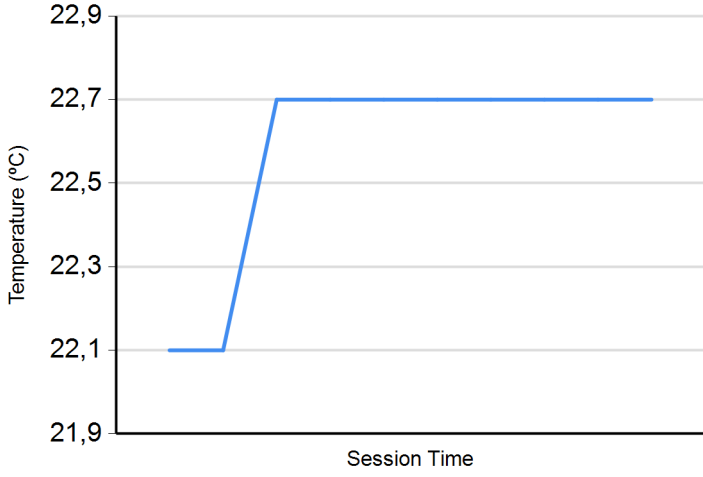


Autodromo Int. do Algarve
TCR Europe
Qualifying - 2
Weather Report

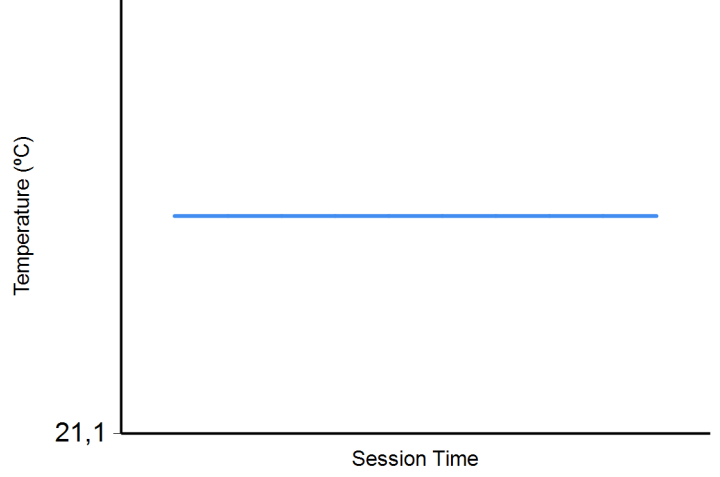


KUMHO TIRE
All-ways. Go with you

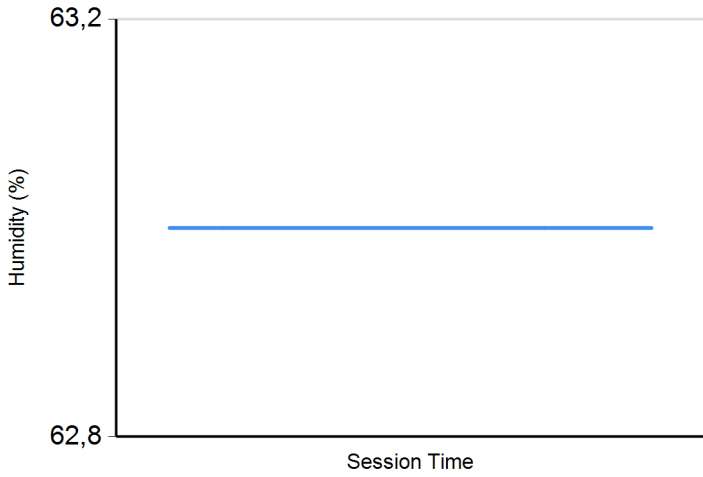
Air Temperature



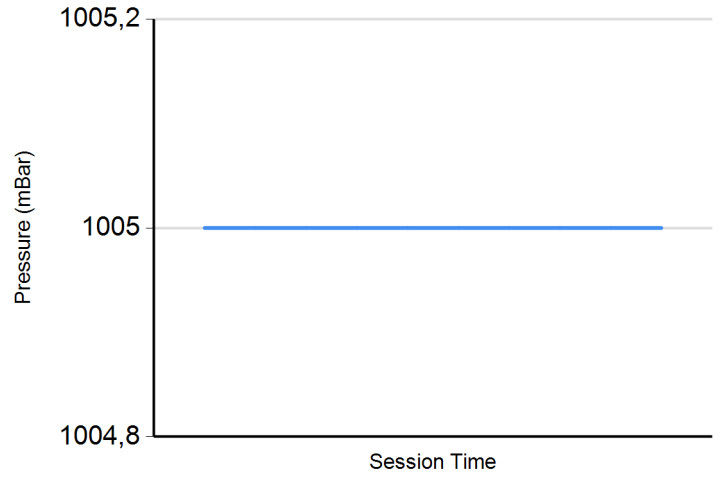
Track Temperature



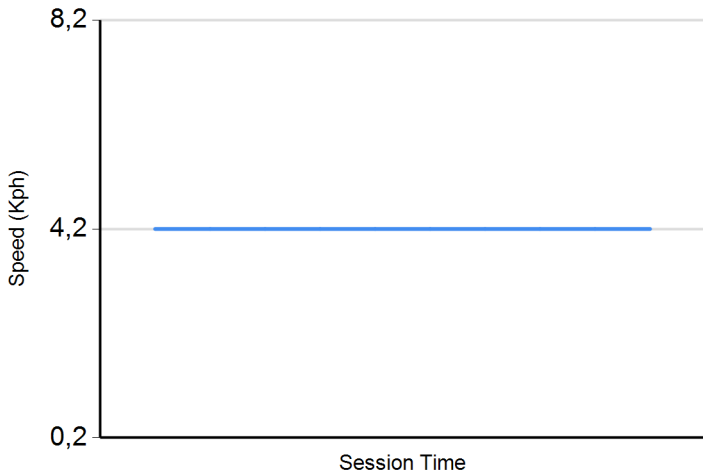
Humidity



Pressure



Wind Speed



Wind direction

